

Seek Now Maestro Report

Solo Inspection Report

Claim: A00003094763

Adjuster: Gregory Boggs

Carrier: Erie

Policy Holder : CHRISTOPHER and KAREN RAY

Loss Location : 510 Joshua Way
Follansbee, WV 26037



INSPECTION SUMMARY

Date of Inspection: February 26, 2021	
Structure 1: House	Roof
Structure 2: Detached Garage	Roof
Claim Number	A00003094763
Policy Holder	CHRISTOPHER and KAREN RAY
Loss Location	510 Joshua Way Follansbee, WV 26037
Date of Loss	
Catastrophe Event	NO
Carrier	Erie
Adjuster	Gregory Boggs
Adjuster Contacts	7403078644 gregory.boggs@erieinsurance.com
Inspector	Brian McGee
Inspector Contacts	724-787-3758 bmcgee@laddernow.com
Ladder Now Office	866-801-1258 claims@seeknow.com (LA) solos@seeknow.com (Completed Solos)



HOUSE

ROOF SUMMARY

Arrival

Arrived at location on February 26, 2021. The insured was present at the time of the inspection. A contractor was not present at the time of the inspection. A public adjuster was not present at the time of the inspection.

After completing an overview, an inspection was performed to identify any damages. All inspection findings and damage counts are broken down in the following summary and tables.

Roof Construction

The house is a 1 story and 2 story structure with a gable with numerous extensions style roof. The roof is 6/12, 11/12, 11/12, and 4/12 pitch. The main roof has 1 layer of 30 year dimensional shingle. Ice and water shield is present on the eaves. Felt is 15 lb. Drip Edge is present on the Rakes. Gutter Apron is present on the Eaves.

Roof Findings

No wind or hail damage was found on any slope. No storm related tree damage was found on any slope. No non-storm related tree damage was found on any slope. No damage was found on any hip & ridge. No damage was found to the roof accessories. All accessory counts can be found in the tables below.

Exterior Findings

An Exterior Inspection was performed. No damage was found to the Front, Right, Back, and Left elevations. Gutters are present. Downspouts are present.



DETACHED GARAGE

ROOF SUMMARY

Roof Construction

The detached garage is a 1 story structure with a gable style roof. The roof is 6/12 pitch. The main roof has 1 layer of 25 year 3 tab shingle. Ice and water shield is not present. Felt is 15 lb. Drip Edge is present on the Rakes. Gutter Apron is present on the Eaves.

Roof Findings

No wind or hail damage was found on any slope. No storm related tree damage was found on any slope. No non-storm related tree damage was found on any slope. No damage was found on any hip & ridge. No damage was found to the roof accessories. All accessory counts can be found in the tables below.

Exterior Findings

An Exterior Inspection was performed. No damage was found to the Front, Right, Back, and Left elevations. Gutters are present. Downspouts are present.



DATA COLLECTIONS

House Roof Damage and Condition Table

Direction	Hail	Wind	Tree	Condition
Front	0	0		Good
Front	0	0		Good
Right	0	0		Good
Back	0	0		Good
Back	0	0		Good
Left	0	0		Good
Left	0	0		Good

House Roof Components Table

Category	Description	Damage	Quantity	Units
Layers/Materials	Layer Top 30 year dimensional shingle	No	34.33	SQ
Approximate Age of Roof	12 years		12	YR
Felt	15 lb		34.33	SQ
Hip & Ridge	Standard Cap	No	0.0 of Total	LF
Story	2		13.01	SQ
Story	1		21.32	SQ
Pitch	6/12		18.45	SQ
Pitch	11/12		11.0	SQ
Pitch	4/12		5.0	SQ
Drip Edge	Rakes		N/A	LF
Gutter Apron	Eaves		N/A	LF
Ventilation	Ridge Vent Small Shingle Over PVC	No	80.0	LF
Ice/Water Shield	Eaves		621.0	SQ FT

House Elevation Summary

Category	Description	Damage	Quantity	Units
Gutters - Front	5 inch - Standard Seamless - Aluminum - Not Painted/Stained	No	0.0 of Total	LF
Gutters - Right	5 inch - Standard Seamless - Aluminum - Not Painted/Stained	No	0.0 of Total	LF
Gutters - Back	5 inch - Standard Seamless - Aluminum - Not Painted/Stained	No	0.0 of Total	LF



Category	Description	Damage	Quantity	Units
Gutters - Left	5 inch - Standard Seamless - Aluminum - Not Painted/Stained	No	0.0 of Total	LF
Downspout - Front	2" x 3" - Standard - Aluminum - Not Painted/Stained	No	0.0 of Total	LF
Downspout - Right	2" x 3" - Standard - Aluminum - Not Painted/Stained	No	0.0 of Total	LF
Downspout - Back	2" x 3" - Standard - Aluminum - Not Painted/Stained	No	0.0 of Total	LF
Downspout - Left	2" x 3" - Standard - Aluminum - Not Painted/Stained	No	0.0 of Total	LF
Fascia - Front	6 inch - Metal - Not Painted/Stained	No	0.0 of Total	LF
Fascia - Right	6 inch - Metal - Not Painted/Stained	No	0.0 of Total	LF
Fascia - Back	6 inch - Metal - Not Painted/Stained	No	0.0 of Total	LF
Fascia - Left	6 inch - Metal - Not Painted/Stained	No	0.0 of Total	LF



DATA COLLECTIONS

Detached Garage Roof Damage and Condition Table

Direction	Hail	Wind	Tree	Condition
Right	0	0		Good
Left	0	0		Good

Detached Garage Roof Components Table


Category	Description	Damage	Quantity	Units
Layers/Materials	Layer Top 25 year 3 tab shingle	No	11.05	SQ
Approximate Age of Roof	12 years		12	YR
Felt	15 lb		11.05	SQ
Hip & Ridge	3 Tab	No	0.0 of Total	LF
Story	1		11.05	SQ
Pitch	6/12		11.05	SQ
Drip Edge	Rakes		N/A	LF
Gutter Apron	Eaves		N/A	LF
Ventilation	Ridge Vent Small Shingle Over PVC	No	32.0	LF
Ice/Water Shield	None		None	SQ FT

Detached Garage Elevation Summary

Category	Description	Damage	Quantity	Units
Gutters - Right	5 inch - Standard Seamless - Aluminum - Not Painted/Stained	No	0.0 of Total	LF
Gutters - Left	5 inch - Standard Seamless - Aluminum - Not Painted/Stained	No	0.0 of Total	LF
Downspout - Right	2" x 3" - Standard - Aluminum - Not Painted/Stained	No	0.0 of Total	LF
Downspout - Left	2" x 3" - Standard - Aluminum - Not Painted/Stained	No	0.0 of Total	LF
Fascia - Front	6 inch - Metal - Not Painted/Stained	No	0.0 of Total	LF
Fascia - Right	6 inch - Metal - Not Painted/Stained	No	0.0 of Total	LF
Fascia - Back	6 inch - Metal - Not Painted/Stained	No	0.0 of Total	LF
Fascia - Left	6 inch - Metal - Not Painted/Stained	No	0.0 of Total	LF



SCOPE SHEET - ROOF



LADDER NOW
Claims On Demand
#TeamGREEN | LadderNow.com
(866)801-1258

Carrier: Erie Hail: Wind

Claim #: A00003094763 F: 0 0

Homeowner: Ray R: 0 0

Address: 510 Joshua Way B: 0 0

Follansbee WV 26037 L: 0 0

Adjuster: Gregory Boggs

Date: 2-25-21 3:15PM

HCI #991907002

Ladder Now

Inspector: Brian McGee

Phone: 724-787-3758

Email: bmcgee@laddernow.com

Shingle Type

☐ 3 Tab ☐ 20 Y ☐ 40 Y

☐ Laminate ☐ 25 Y ☐ 50 Y

☒ 30 Y

Other:

Ice/Water Shield Y/N

☐ Valley ☒ Eave ☐ Rake

Drip Edge ☒ Rake

☒ Yes ☐ No ☒ Eave

Valley Metal Y/N

LF

Layers: 1

Pitch: 6/12/11

Box Vents: Metal Damaged

Plastic Y/N

Ridge Vents: Shingle Over

Metal Y/N

Turbine: Y/N

HVAC Vent: Y/N

Rain Diverter: Y/N

Power Vent: Y/N

Skylight: Y/N

SAT: ROOF FASCIA Y/N

Pipes: Qty Lead Y/N

Qty Plastic Y/N

Gutters: LF 5" Y/N

LF 6" Y/N

Downspouts: 2x3 Y/N

3x4 Y/N

Fascia: Size 6" LF Y/N

Wood / Metal

Chimney Flashing:

Other:

Key: TS = Test Square X = Wind Damage TD = Tree Damage H = HVAC NP = Nail Pop

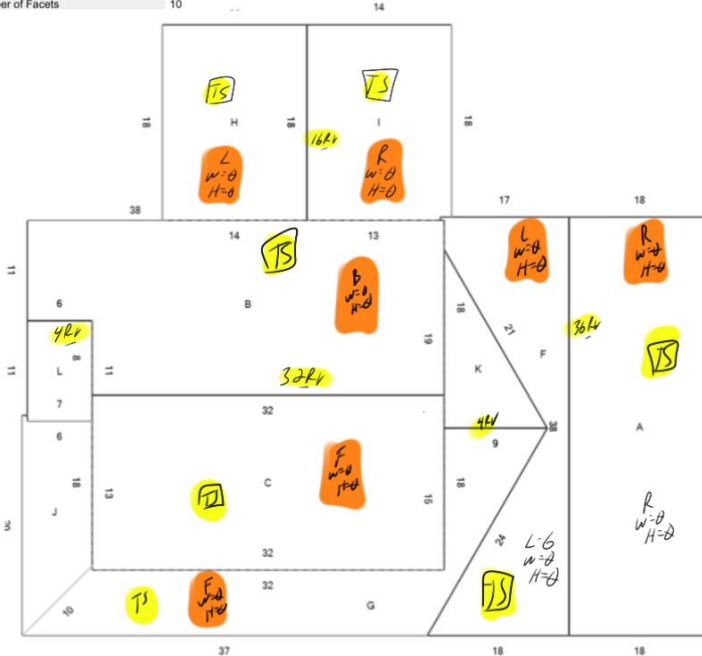
TC = Thermal Cracking B = Blistering M = Mechanical Damage ☒ = Chimney S = Skylight

☐ = Box Vent PV = Power Vent ☉ = Pipe Boot RV = Ridge Vent PR = Prior Repair

Structure 1			Facet Sq.Ft. Pitch			Facet Sq.Ft. Pitch		
Total Roof Area (Sq)	34.33		A	695	12:12	G	332	7:12
Pitched Roof Area (Sq)	34.33		B	650	7:12	H	250	4:12
Flat Roof Area (Sq)	0.00		C	588	7:12	I	250	4:12
Primary Pitch	7:12					J	121	7:12
Ridges	104 ft.					K	89	7:12
Hips	10 ft.					L	63	7:12
Valleys	46 ft.							
Rakes	184 ft.							
Eaves	207 ft.							
Rakes + Eaves	390 ft.							
Apron Flashing	49 ft.							
Step Flashing	80 ft.							
Gutters	207 ft.							
Total Skylights	0							
Total Chimneys	0							
Total Number of Facets	10							

AREA BY PITCH (in squares)

4:12	7:12	12:12
5.0	18.45	11.0



Max Hail Diameter: N/A


Storm Direction: N

Collateral Damage: Y/N

Notes:


Inspected, diagrammed and photographed roof.

No storm related damages found on roof.



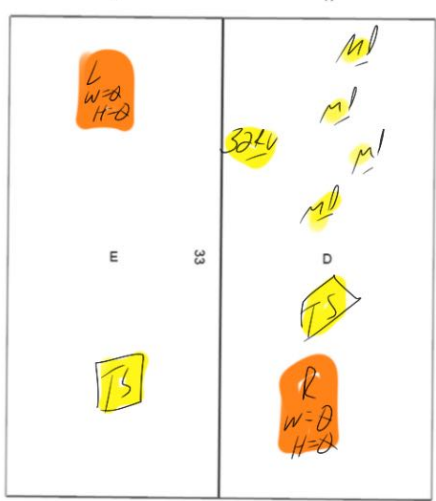


SCOPE SHEET - ROOF

 <p>LADDER NOW Claims On Demand #TeamGREEN LadderNow.com (866)801-1258</p>	Carrier: Erie Claim #: A00003094763 Homeowner: Ray Address: 510 Joshua Way Follansbee WV 26037 Adjuster: Gregory Boggs	Hail Wind F: <input type="checkbox"/> <input checked="" type="checkbox"/> R: <input type="checkbox"/> <input checked="" type="checkbox"/> B: <input type="checkbox"/> <input checked="" type="checkbox"/> L: <input type="checkbox"/> <input checked="" type="checkbox"/>	Date: 2-25-21 3:15PM Ladder Now HCL #991907002 Inspector: Brian McGee Phone: 724-787-3758 Email: bmcgee@laddernow.com
---	--	---	--

Shingle Type <input checked="" type="checkbox"/> 3 Tab <input type="checkbox"/> 20 Y <input type="checkbox"/> 40 Y <input type="checkbox"/> Laminate <input checked="" type="checkbox"/> 25 Y <input type="checkbox"/> 50 Y <input type="checkbox"/> 30 Y	Key: TS = Test Square X = Wind Damage TD = Tree Damage [H] = HVAC NP = Nail Pos TC = Thermal Cracking B = Blistering M = Mechanical Damage [X] = Chimney [S] = Skylight [B] = Box Vent [PV] = Power Vent [P] = Pipe Boot RV = Ridge Vent PR = Prior Repair
---	---

Other: Ice/Water Shield <input checked="" type="checkbox"/> Y/N <input type="checkbox"/> Valley <input type="checkbox"/> Eave <input type="checkbox"/> Rake Drip Edge <input checked="" type="checkbox"/> Rake <input checked="" type="checkbox"/> Yes <input type="checkbox"/> No <input checked="" type="checkbox"/> Eave Valley Metal <input checked="" type="checkbox"/> Y/N LF	<table border="1" style="width: 100%; border-collapse: collapse;"> <tr> <th colspan="3">Structure 2</th> </tr> <tr> <td>Total Roof Area (Sq)</td> <td colspan="2">11.05</td> </tr> <tr> <td>Pitched Roof Area (Sq)</td> <td colspan="2">11.05</td> </tr> <tr> <td>Flat Roof Area (Sq)</td> <td colspan="2">0.00</td> </tr> <tr> <td>Primary Pitch</td> <td colspan="2">7 : 12</td> </tr> <tr> <td>Ridges</td> <td colspan="2">33 ft.</td> </tr> <tr> <td>Hips</td> <td colspan="2">0 ft.</td> </tr> <tr> <td>Valleys</td> <td colspan="2">0 ft.</td> </tr> <tr> <td>Rakes</td> <td colspan="2">68 ft.</td> </tr> <tr> <td>Eaves</td> <td colspan="2">66 ft.</td> </tr> <tr> <td>Rakes + Eaves</td> <td colspan="2">133 ft.</td> </tr> <tr> <td>Apron Flashing</td> <td colspan="2">0 ft.</td> </tr> <tr> <td>Step Flashing</td> <td colspan="2">0 ft.</td> </tr> <tr> <td>Gutters</td> <td colspan="2">66 ft.</td> </tr> <tr> <td>Total Skylights</td> <td colspan="2">0</td> </tr> <tr> <td>Total Chimneys</td> <td colspan="2">0</td> </tr> <tr> <td>Total Number of Facets</td> <td colspan="2">2</td> </tr> </table> <table border="1" style="width: 100%; border-collapse: collapse;"> <thead> <tr> <th>Facet</th> <th>Sq.Ft.</th> <th>Pitch</th> </tr> </thead> <tbody> <tr> <td>D</td> <td>553</td> <td>7:12</td> </tr> <tr> <td>E</td> <td>553</td> <td>7:12</td> </tr> </tbody> </table> <table border="1" style="width: 100%; border-collapse: collapse;"> <thead> <tr> <th colspan="3">AREA BY PITCH (in squares)</th> </tr> </thead> <tbody> <tr> <td>7 : 12</td> <td colspan="2">11.05</td> </tr> </tbody> </table>	Structure 2			Total Roof Area (Sq)	11.05		Pitched Roof Area (Sq)	11.05		Flat Roof Area (Sq)	0.00		Primary Pitch	7 : 12		Ridges	33 ft.		Hips	0 ft.		Valleys	0 ft.		Rakes	68 ft.		Eaves	66 ft.		Rakes + Eaves	133 ft.		Apron Flashing	0 ft.		Step Flashing	0 ft.		Gutters	66 ft.		Total Skylights	0		Total Chimneys	0		Total Number of Facets	2		Facet	Sq.Ft.	Pitch	D	553	7:12	E	553	7:12	AREA BY PITCH (in squares)			7 : 12	11.05	
Structure 2																																																																			
Total Roof Area (Sq)	11.05																																																																		
Pitched Roof Area (Sq)	11.05																																																																		
Flat Roof Area (Sq)	0.00																																																																		
Primary Pitch	7 : 12																																																																		
Ridges	33 ft.																																																																		
Hips	0 ft.																																																																		
Valleys	0 ft.																																																																		
Rakes	68 ft.																																																																		
Eaves	66 ft.																																																																		
Rakes + Eaves	133 ft.																																																																		
Apron Flashing	0 ft.																																																																		
Step Flashing	0 ft.																																																																		
Gutters	66 ft.																																																																		
Total Skylights	0																																																																		
Total Chimneys	0																																																																		
Total Number of Facets	2																																																																		
Facet	Sq.Ft.	Pitch																																																																	
D	553	7:12																																																																	
E	553	7:12																																																																	
AREA BY PITCH (in squares)																																																																			
7 : 12	11.05																																																																		

Layers: 1 Pitch: 6/12 Box Vents: Metal <input checked="" type="checkbox"/> Damaged Y / N Plastic Y / N Ridge Vent: Shingle Over Metal Y / N Turbine: Y / N HVAC Vent: Y / N Rain Diverter: Y / N Power Vent: Y / N Skylight: Y / N SAT: ROOF FASCHA Y / N Pipes: Qty Lead Y / N Qty Plastic Y / N Gutters: LF 5" Y / N LF 6" Y / N Downspouts: 2x3 Y / N 3x4 Y / N Fascia: Size 6" LF Y / N Wood / Metal Chimney Flashing: Other:	 <p style="text-align: center;">Structure 2</p>
--	--

Max Hail Diameter: N/A Storm Direction: W Collateral Damage: Y / N	Notes: Inspected, diagrammed and photographed roof. No storm related damages found on roof.
---	--

INSPECTION IMAGES

Address Photo

February 26, 2021



Risk Photo

February 26, 2021



INSPECTION IMAGES

HOUSE ELEVATION PHOTOS

Elevation - Overview - Front

February 26, 2021




Elevation - Front - Downspout

Good Condition

February 26, 2021

Note:



INSPECTION IMAGES

Elevation - Front - Siding

Good Condition

February 26, 2021

Note:



Elevation - Front - Fascia

Good Condition

February 26, 2021

Note:



INSPECTION IMAGES

Elevation - Front - Gutter

Size: 5 inch

Style: Standard Seamless

Material: Aluminum

Good Condition

February 26, 2021

Note:



Elevation - Front - Gutter

Size: 5 inch

Style: Standard Seamless

Material: Aluminum

Good Condition

February 26, 2021

Note:



INSPECTION IMAGES

Elevation - Front - Gutter

Size: 5 inch

Style: Standard Seamless

Material: Aluminum

Good Condition

February 26, 2021

Note:



Elevation - Overview - Right

February 26, 2021



INSPECTION IMAGES

Elevation - Right - Downspout

Good Condition

February 26, 2021

Note:




Elevation - Right - Downspout

Good Condition

February 26, 2021

Note:



INSPECTION IMAGES

Elevation - Right - Garage Door

Good Condition

February 26, 2021

Note:




Elevation - Right - Garage Door

Good Condition

February 26, 2021

Note:



INSPECTION IMAGES

Elevation - Right - Deck

Good Condition

February 26, 2021

Note:




Elevation - Right - Deck

Good Condition

February 26, 2021

Note:



INSPECTION IMAGES

Elevation - Right - Fascia

Good Condition

February 26, 2021

Note:



Elevation - Right - Fascia

Good Condition

February 26, 2021

Note:



INSPECTION IMAGES

Elevation - Overview - Back

February 26, 2021



Elevation - Back - Deck

Good Condition

February 26, 2021

Note:



INSPECTION IMAGES

Elevation - Back - Deck

Good Condition

February 26, 2021

Note:



Elevation - Back - Deck

Good Condition

February 26, 2021

Note: Mechanical Damage at screen



INSPECTION IMAGES

Elevation - Back - Deck

Good Condition

February 26, 2021

Note: Mechanical Damage at screen



Elevation - Back - Fascia

Good Condition

February 26, 2021

Note:



INSPECTION IMAGES

Elevation - Back - Gutter

Size: 5 inch


Style: Standard Seamless

Material: Aluminum

Good Condition

February 26, 2021

Note: Insured removed and in process of reinstalling



Elevation - Back - AC Unit

Good Condition

February 26, 2021

Note:



INSPECTION IMAGES


Elevation - Back - Siding

Good Condition
February 26, 2021
Note:



Elevation - Back - Fascia

Good Condition
February 26, 2021
Note:



INSPECTION IMAGES

Elevation - Back - Fascia

Good Condition
February 26, 2021
Note:



Elevation - Overview - Left

February 26, 2021



INSPECTION IMAGES

Elevation - Left - Downspout

Good Condition

February 26, 2021

Note:



Elevation - Left - Gutter

Size: 5 inch

Style: Standard Seamless

Material: Aluminum

Good Condition

February 26, 2021

Note:



INSPECTION IMAGES

Elevation - Left - Fascia

Good Condition

February 26, 2021

Note:



INSPECTION IMAGES

HOUSE ROOF CONSTRUCTION

1 Layer
30 year dimensional shingle
Ice/Water Shield - Eaves
Felt - 15 lb
Drip Edge - Rakes
Gutter Apron - Eaves
February 26, 2021



Roofing Gauge
Asphalt Shingle
February 26, 2021



INSPECTION IMAGES

Full Shingle Width

39 - 3/8 inch

February 26, 2021



Pitch Gauge - 6/12

February 26, 2021



INSPECTION IMAGES

Pitch Gauge - 11/12
February 26, 2021



Eave Overhang - 12 inch
February 26, 2021




INSPECTION IMAGES

Right Slope

Pitch Gauge - 4/12


February 26, 2021



Left Slope

Pitch Gauge - 11/12

February 26, 2021



INSPECTION IMAGES

HOUSE SLOPES OVERVIEWS

Front - Roof Overview

February 26, 2021



Front - Roof Overview

February 26, 2021



INSPECTION IMAGES

Front - Roof Overview

February 26, 2021



Front - Roof Overview

February 26, 2021



INSPECTION IMAGES

Front - Roof Overview

February 26, 2021



Right - Lower - Roof Overview

February 26, 2021



INSPECTION IMAGES

Right - Lower - Roof Overview

February 26, 2021



Right - Lower - Roof Overview

February 26, 2021



INSPECTION IMAGES

Right - Lower - Roof Overview
February 26, 2021



Right - Lower - Roof Overview
February 26, 2021



INSPECTION IMAGES

Back - 2nd Story - Roof Overview
February 26, 2021



Back - 2nd Story - Roof Overview
February 26, 2021



INSPECTION IMAGES

Back - 2nd Story - Roof Overview

February 26, 2021



Back - 2nd Story - Roof Overview

February 26, 2021



INSPECTION IMAGES


Back - 2nd Story - Roof Overview

February 26, 2021



Back - Lower - Roof Overview

February 26, 2021



INSPECTION IMAGES

Left - Lower - Roof Overview

February 26, 2021



Left - Lower - Roof Overview

February 26, 2021



INSPECTION IMAGES

Left - Attached Garage - Roof Overview
February 26, 2021



Left - Attached Garage - Roof Overview
February 26, 2021



INSPECTION IMAGES

Left - Attached Garage - Roof Overview

February 26, 2021



RIGHT/LEFT HIP & RIDGE PHOTOS

Hip & Ridge Run Overview


Right/Left

Standard Cap

Good Condition

No Damage

February 26, 2021



INSPECTION IMAGES

Hip & Ridge Run Overview

Right/Left

Standard Cap

Good Condition

No Damage

February 26, 2021



Hip & Ridge Run Overview

Right/Left

Standard Cap

Good Condition

No Damage

February 26, 2021



INSPECTION IMAGES

Hip & Ridge Run Overview

Right/Left

Standard Cap

Good Condition

No Damage

February 26, 2021



INSPECTION IMAGES

HOUSE SLOPES

FRONT SLOPE

Front Slope - Test Square Overview

February 26, 2021



Front Slope - Damage Assessment

Hail - 0

Wind - 0

February 26, 2021



INSPECTION IMAGES

Front Slope - Roof Condition

Good Condition
February 26, 2021



Front Slope - Roof Condition

Good Condition
Mechanical Marks
February 26, 2021



INSPECTION IMAGES

Front Slope - Roof Condition

Good Condition
Mechanical Marks
February 26, 2021



Accessory - Front Slope

Ridge Vent
Shingle Over PVC
No Damage
Good Condition
Size: Small
February 26, 2021



INSPECTION IMAGES

LEFT - LOWER SLOPE

Left - Lower Slope - Test Square Overview

February 26, 2021



Left - Lower Slope - Damage Assessment

Hail - 0

Wind - 0

February 26, 2021



INSPECTION IMAGES

Left - Lower Slope - Roof Condition

Good Condition

Blistering

February 26, 2021



Left - Lower Slope - Roof Condition

Good Condition

Mechanical Marks

February 26, 2021



INSPECTION IMAGES

Left - Lower Slope - Roof Condition

Good Condition
February 26, 2021



BACK - 2ND STORY SLOPE

Back - 2nd Story Slope - Test Square Overview
February 26, 2021



INSPECTION IMAGES

Back - 2nd Story Slope - Damage Assessment

Hail - 0

Wind - 0

February 26, 2021



Back - 2nd Story Slope - Roof Condition

Good Condition

Mechanical Marks

February 26, 2021




INSPECTION IMAGES

Back - 2nd Story Slope - Roof Condition

Good Condition

Mechanical Marks

February 26, 2021



Back - 2nd Story Slope - Roof Condition

Good Condition

Mechanical Marks

February 26, 2021



INSPECTION IMAGES

Back - 2nd Story Slope - Roof Condition

Good Condition

February 26, 2021



Accessory - Back - 2nd Story Slope

Ridge Vent

Shingle Over PVC

No Damage

Good Condition

Size: Small

February 26, 2021



INSPECTION IMAGES

LEFT - ATTACHED GARAGE SLOPE

**Left - Attached Garage Slope - Test Square
Overview**

February 26, 2021



**Left - Attached Garage Slope - Test Square
Overview**

February 26, 2021



INSPECTION IMAGES

Left - Attached Garage Slope - Damage Assessment

Hail - 0

Wind - 0

February 26, 2021



Left - Attached Garage Slope - Roof Condition

Good Condition

Mechanical Marks

February 26, 2021



INSPECTION IMAGES

Left - Attached Garage Slope - Roof Condition

Good Condition
Mechanical Marks
February 26, 2021



Accessory - Left - Attached Garage Slope

Ridge Vent
Shingle Over PVC
No Damage
Good Condition
Size: Small
February 26, 2021



INSPECTION IMAGES

RIGHT - LOWER SLOPE

Right - Lower Slope - Test Square Overview

February 26, 2021



Right - Lower Slope - Damage Assessment

Hail - 0

Wind - 0

February 26, 2021



INSPECTION IMAGES

Right - Lower Slope - Roof Condition

Good Condition

Mechanical Marks

February 26, 2021



Right - Lower Slope - Roof Condition

Good Condition

Mechanical Marks

February 26, 2021



INSPECTION IMAGES

BACK - LOWER SLOPE

Back - Lower Slope - Test Square Overview

February 26, 2021



Back - Lower Slope - Damage Assessment

Hail - 0

Wind - 0

February 26, 2021



INSPECTION IMAGES

Back - Lower Slope - Roof Condition

Good Condition

Installation

February 26, 2021



Back - Lower Slope - Roof Condition

Good Condition

Installation

February 26, 2021



INSPECTION IMAGES

Back - Lower Slope - Roof Condition

Good Condition

Installation

February 26, 2021



Back - Lower Slope - Roof Condition

Good Condition

Installation

February 26, 2021



INSPECTION IMAGES

FRONT SLOPE

Front Slope - Test Square Overview

February 26, 2021



Front Slope - Damage Assessment

Hail - 0

Wind - 0

February 26, 2021



INSPECTION IMAGES

Front Slope - Roof Condition

Good Condition

February 26, 2021



INSPECTION IMAGES

DETACHED GARAGE ELEVATION PHOTOS

Elevation - Overview - Front

February 26, 2021



Elevation - Front - Siding

Very Good Condition

February 26, 2021

Note:



INSPECTION IMAGES

Elevation - Front - Fascia

Good Condition

February 26, 2021

Note:



Elevation - Front - Garage Door

Good Condition

February 26, 2021

Note:



INSPECTION IMAGES

Elevation - Front - Garage Door

Good Condition
February 26, 2021
Note:



Elevation - Overview - Right

February 26, 2021



INSPECTION IMAGES

Elevation - Right - Downspout

Good Condition

February 26, 2021

Note:



Elevation - Right - Window

Good Condition

February 26, 2021

Note:



INSPECTION IMAGES

Elevation - Overview - Back

February 26, 2021



Elevation - Overview - Left

February 26, 2021




INSPECTION IMAGES

Elevation - Left - Downspout

Good Condition

February 26, 2021

Note:



Elevation - Left - Window

Good Condition

February 26, 2021

Note:



INSPECTION IMAGES

Elevation - Left - Gutter

Size: 5 inch

Style: Standard Seamless

Material: Aluminum

Good Condition

February 26, 2021

Note:



Elevation - Left - Gutter

Size: 5 inch

Style: Standard Seamless

Material: Aluminum

Good Condition

February 26, 2021

Note:



INSPECTION IMAGES

Elevation - Left - Gutter

Size: 5 inch

Style: Standard Seamless

Material: Aluminum

Good Condition

February 26, 2021

Note:



INSPECTION IMAGES

DETACHED GARAGE ROOF CONSTRUCTION

1 Layer
25 year 3 tab shingle
Ice/Water Shield - None
Felt - 15 lb
Drip Edge - Rakes
Gutter Apron - Eaves
February 26, 2021



Roofing Gauge
Asphalt Shingle
February 26, 2021



INSPECTION IMAGES

Full Shingle Width

36 inch

February 26, 2021



Pitch Gauge - 6/12

February 26, 2021



INSPECTION IMAGES

DETACHED GARAGE SLOPES OVERVIEWS

Right - Roof Overview

February 26, 2021



Right - Roof Overview

February 26, 2021



INSPECTION IMAGES

Right - Roof Overview

February 26, 2021



Right - Roof Overview

February 26, 2021



INSPECTION IMAGES

Right - Roof Overview

February 26, 2021



Left - Roof Overview

February 26, 2021



INSPECTION IMAGES

Left - Roof Overview

February 26, 2021



Left - Roof Overview

February 26, 2021



INSPECTION IMAGES

Left - Roof Overview

February 26, 2021



Left - Roof Overview

February 26, 2021



INSPECTION IMAGES

Left - Roof Overview

February 26, 2021



RIGHT/LEFT HIP & RIDGE PHOTOS

Hip & Ridge Run Overview

Right/Left

3 Tab

Good Condition

No Damage

February 26, 2021



INSPECTION IMAGES

Hip & Ridge Run Overview

Right/Left

3 Tab

Good Condition

No Damage

February 26, 2021



INSPECTION IMAGES

DETACHED GARAGE SLOPES

RIGHT SLOPE

Right Slope - Test Square Overview

February 26, 2021



Right Slope - Damage Assessment

Hail - 0

Wind - 0

February 26, 2021



INSPECTION IMAGES

Right Slope - Roof Condition

Good Condition
Mechanical Marks
February 26, 2021



Right Slope - Roof Condition

Good Condition
Mechanical Marks
February 26, 2021



INSPECTION IMAGES

Right Slope - Roof Condition

Good Condition
Mechanical Marks
February 26, 2021



LEFT SLOPE

Left Slope - Test Square Overview
February 26, 2021



INSPECTION IMAGES

Left Slope - Damage Assessment

Hail - 0

Wind - 0

February 26, 2021



Left Slope - Roof Condition

Good Condition

February 26, 2021



INSPECTION IMAGES

Accessory - Left Slope

Ridge Vent

Shingle Over PVC

No Damage

Good Condition

Size: Small

February 26, 2021




Want to get the **most updated status** on your inspection, with just a few clicks?

Visit the **My Inspections** section inside of the Scheduling Portal.

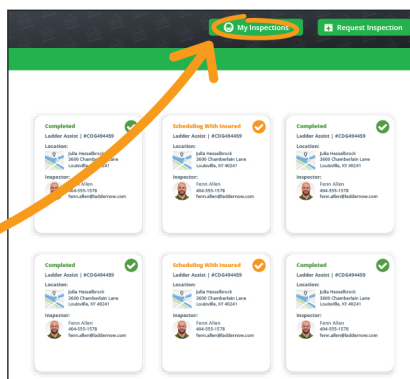
Step 1

Log in to the Scheduling Portal.



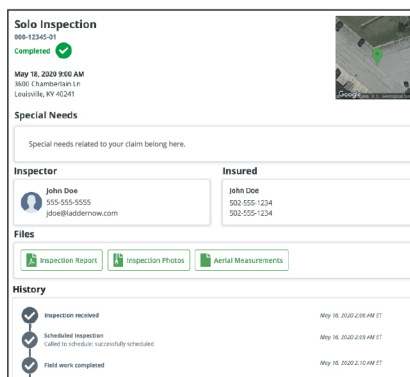
Step 2

Click on the "My Inspection" tool in the top navigation bar.



Step 3

Click on your inspection cards for more detailed information including the most up-to-date status of the inspection, contact attempts, results, and more.



Still need help?

Call us at **(866) 801-1258** and we will solve the problem.

